



ALL TYPE OF AGRICULTURAL EQUIPMENT.

An ISO 9001 Certified Company

भूमि है तो भरोसा है!



WE PURSUE GROWTH,
EITHER IT IS SEEDS OR FARMERS' LIVES



Tillage Implement • Sowing Implement • Crop Protection Implement
Harvesting Implement • Post Harvesting Implement



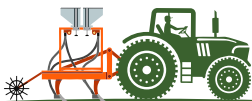
Mr. Kiran Kathiriya

Managing Director

Our constant desire for improvement will change some of the things we do as a company we will always continue to exercise ethical business practices, maintain a respect for the individual & run our business in ways that earn us the trust of those whom we encounter. This will only be accomplished by our continued focus on quality, reliability, durability, vocational value and customer service.

Throughout our history we have been a well spring of innovation, creativity and technological advances and I am proud to say Bhoomi Agro industries to continue its heritage of leadership In the market we serve and in the communities where we live & work.

I would like to express my gratitude to all our employees for their continuous efforts for making our company the most preferred organization in farm machinery industry our dynamic & ambitious team have been the key factory in the success of our company.





A company that has won the trust of farmers for 25 YEARS

More than 17 State Present Across PAN India

365 Days Customer Service

Great Place to Work

More than 25 Different Agricultural Products.

More than 150 Seed Drill & Planter Models

MOU with Government University For Technology Transfer

Dedicated & Experience Team Members for New Product
discovery, Analysis and Development

More than 500+ Dealer / Distributors Across the world

A product made with superior level technology which
makes the product better in segment

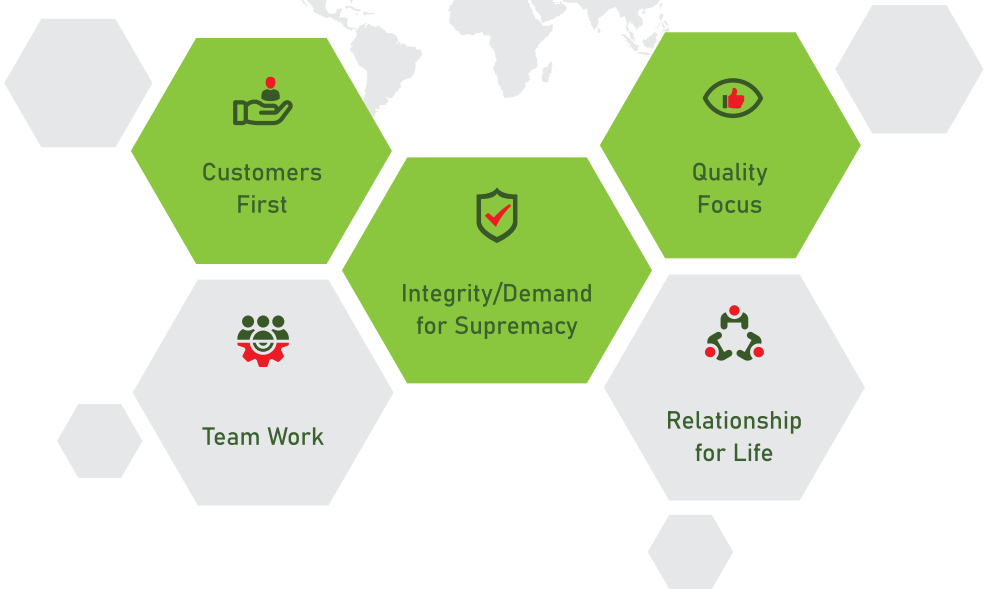




CORE PURPOSE

"To Simplify the Lives of people through Innovation & Technology by offering best of Quality & Reliability, thus building Trust worldwide."

CORE VALUES



Integrity / Demand for Supremacy

- Integrity : We are loyal and fair in all our activities. For us our reputation is always important than any other short-term rewards.
- Demand for supremacy : To develop best product as per customer requirement with best price & best quality.

Quality Focus

- We always focus on new technology & Delivering value through performance innovation and quality.
- Having Corporate social norms where we will offer internships & training.
- Having Facilities like Exclusive reading Zone, Canteen, Indoor & Outdoor Sport Zone, Entertainment Club at H.O. them making Bhoomi Agro great place to work. Having own Agriculture farm for R&D Testing.
- Having 50+ "Exclusive Bhoomi Shopper" Both Nationally & Internationally.

Team Work

- We respect all individuals and value their contribution. We are one team united made greater by the sum of our passion and talent. Synergy is the key to our success.

Customer First

- Customer satisfaction is our passion. We always strive to enable our clients to become high-performance business. in order to create long-term relationships with our clients, we aim to be responsive and result oriented by consistently delivering value.

Relationship for Life

- We listen to our stakeholders and respond to their needs. We believe that Relationship is Greater than gold. Our every relation is valuable & nourished by.

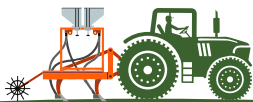




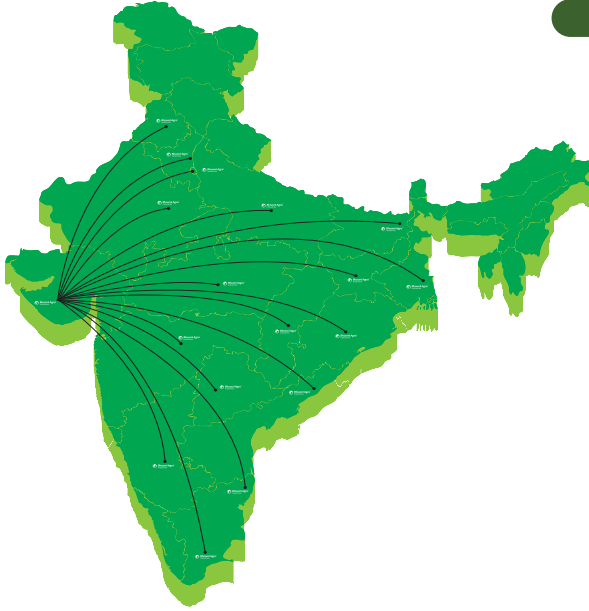
Bhoomi Agro Industries was established in 1999 and its one of the leading Farm Machinery Manufacturer in the Western Region of India. Currently company set up the new plant 3.92 Acre for establishment of big portfolios With over 25 year experience in the Farm equipment/Implement. We specialized in the customized product range with Unique Quality Parameters.



Our fast paced growth is attributed to our customer centric approach...



DOMESTIC



GLOBAL



POST
HARVESTING
EQUIPMENT




TILLAGE
EQUIPMENT



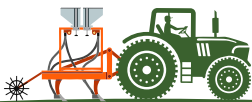
HARVESTING
EQUIPMENT



SOWING
EQUIPMENT



CROP
PROTECTION
EQUIPMENT





Side Gear Drive



Multi Speed
Gear Drive



More Distance



Mechanical Oil Seal

TECHNICAL SPECIFICATION

Model	BRT 05	BRT 06
No. of Blades	36	42
Input RPM	540 / 1000	540 / 1000
Side Drive	Gear Drive	Gear Drive
Gear Box	Multi Speed	Multi Speed
Overall Width (MM)	1770	2020
Tillage Width (MM)	1520	1780
Weight (KG)	470	505
Tractor Power (HP)	40 +	45 +





Side Gear Drive



Multi Speed
Gear Drive



Heavy Duty
Transmission Pipe



Mechanical Oil Seal

TECHNICAL SPECIFICATION

Model	BRT 04	BRT 05	BRT 5.5	BRT 06
No. of Blades	30	36	42	42
Input RPM	540/1000	540/1000	540/1000	540/1000
Side Drive	Gear Drive	Gear Drive	Gear Drive	Gear Drive
Gear Box	Single /Multi	Single/Multi	Single/Multi	Single/Multi
Overall Width (MM)	1410	1750	1890	2015
Tillage Width (MM)	1180	1520	11650	1780
Weight (KG)	395/410	445/460	465/480	470/485
Tractor Power (HP)	35+	40+	40+	45+





Side Gear Drive



Multi Speed Gear Drive



Mechanical Oil Seal



Helical Arrangement of Blades

TECHNICAL SPECIFICATION

Model	BRT 05	BRT 5.5	BRT 06
No. of Blades	36	42	42
Input RPM	540/1000	540/1000	540/1000
Side Drive	Gear Drive	Gear Drive	Gear Drive
Gear Box	Multi Speed	Multi Speed	Multi Speed
Overall Width (MM)	1750	1890	2015
Tillage Width (MM)	1520	1650	1780
Weight (KG)	420	440	455
Tractor Power (HP)	40+	40+	45+





Side Gear Drive



Multi Speed Gear Drive



Heavy Duty Transmission Pipe



Helical Arrangement of Blades

TECHNICAL SPECIFICATION

Model	1.45M	1.65M	1.85M	2.05M
No. of blades	42	48	54	60
Input RPM	540/1000	540/1000	540/1000	540/1000
Side drive	Gear Drive	Gear Drive	Gear Drive	Gear Drive
Gear box	Multi Speed	Multi Speed	Multi Speed	Multi Speed
Overall width (mm)	1750	1890	2015	2270
Tillage Width (mm)	1500	1650	1865	2250
Weight(Kg) - approx	390	420	450	480
Tractor power (HP)	35+	40+	40+	45+





Heavy Duty
Crown Pinion



Heavy and Helical
Arrangement



Heavy Duty
Transmission Pipe



Side Gear Drive

TECHNICAL SPECIFICATION

Model	BRTS 05	BRTS 5.5	BRTS 06
No. of Blades	36	39/42	42
Input RPM	540	540	540
Side Drive	Gear Drive	Gear Drive	Gear Drive
Gear Box	Single	Single	Single
Overall Width (MM)	1750	1910	2020
Tillage Width (MM)	1550	1700	1850
Weight (KG)	400	420	445
Tractor Power (HP)	40+	40+	45+





Helical Arrangement of Blades



Multi Speed Gear Drive



Heavy Duty Transmission Pipe



Side Gear Drive

TECHNICAL SPECIFICATION

Model	BRT - 4	BRT - 4
No. of Blades	24	30
Input RPM	540/1000	540/1000
Side Drive	Gear Drive	Gear Drive
Gear Box	Multi Speed	Multi Speed
Overall Width (MM)	1375	1375
Tillage Width (MM)	1160	1160
Weight (Kg)	255	265
Tractor Power (HP)	25+	25+





Side Gear Drive



Heavy Transmission
Pipe Clamp



Heavy Duty
Crown Pinion



Boron Steel Blades

TECHNICAL SPECIFICATION

Model	BRT -0.8M	BRT - 1M	BRT - 1M
No. of Blades	16	20	30
Input RPM	540	540	540
Side Drive	Gear Drive	Gear Drive	Gear Drive
Gear Box	Single	Single	Single
Overall Width (MM)	1050	1200	1200
Tillage Width (MM)	950	1100	1100
Weight (KG)	180	190	200
Tractor Power (HP)	15+	15+	15+





Heavy Structure



Heavy Structure
Gear Box



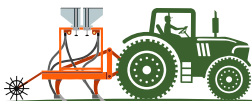
Heavy Duty Chain




Heavy and Helical
Arrangement

TECHNICAL SPECIFICATION

Model	BRT 2.5	BRT 03
Dimension (L x W x H) (MM)	798 x 992 x 980	958 x 992 x 980
Working Width (MM)	633	790
Input RPM	540	540
No. of Blades	18	22
Mounted CAT	CAT I	CAT I
Weight (Kg)	180	210
Tractor Power (HP)	15+	20+





BBF Hopper Partition



Rotor S.S Plate



Bevel Gear



Pedicel Bearing

TECHNICAL SPECIFICATION

Model	BSF 04	BSF 05	BSF 07	BSF 09
Frame (MM)	60 x 60 Tubular Frame			
Seed Box	MS Galvanize			
Seed Box Capacity (Kg)	3 - 5 Each Rotor Box (Depend On Type Of Seeds)			
Fertilizer Box Capacity (Kg)	50 - 70			
Seed Drilling Depth (MM)	20 - 100 (Adjustable)			
Seed to Seed Spacing (MM)	50 - 300 (Adjustable)			
Row to Row Spacing (MM)	200 - 450 (Adjustable)			
Working Width (MM)	2000			
Mounted CAT	CAT II			
Weight (Kg)	280	300	320	340
Tractor Power (HP)	35 +			
Accessories	Ridger, Depth Control Wheel, Seed Covering Plate			






**Special Designed
Bund Former**



**Inclined Plate
Mechanism**



**Heavy Designed
Ridger**



Blade Type Leveller

TECHNICAL SPECIFICATION

Model	BPP+06	BPP+08
Frame (MM)	60 X 60 TUBULAR FRAME	
Seed Box	MS GELVANIZE	
Fertilizer Box	STAINLESS STEEL	
Seed Box Capacity (Kg)	40	54
Fertilizer Box Capacity (Kg)	51	64
Seed Drill Depth (MM)	20 - 100 (ADJUSTABLE)	
Seed To Seed Spacing (MM)	20 - 250 (ADJUSTABLE)	
Row To Row Spacing (MM)	(ADJUSTABLE)	(ADJUSTABLE)
Working Width (MM)	2277	
Weight (Kg)	450	480
Tractor Power (HP)	35	
Accessories	Rap Leveller, Bumper, Redger, Jeera Hopper, Jeera Patli, Chain Leveller	






Levelling Wheel



Seed Rotor



Blade Type Leveller



Shovel Long Life

TECHNICAL SPECIFICATION

Model	BPP 06	BPP 08
Frame (MM)	60x60 Tubular Frame	
Seed Box	Stainless Steel	
Seed & Fertilizer Box Capacity (Kg)	30	
Seed Drilling Depth (MM)	20 - 100 (Adjustable)	
Working Width (MM)	2185	
Wight (Kg)	350	380
Tractor Power (HP)	35+	
Accessories	Spring Leveller, Seed Covering Blade, Side Wheel	





Seed Protection Cover



Cross Design Hopper



Seed Mixing Levellers



Multi Speed Gearbox

TECHNICAL SPECIFICATION

Model	BASCFD 15	BASCFD 17	BASCFD 19	BASCFD 21
Frame (MM)	60 x 60 Tubular Frame			
Seed Box	Stainless Steel			
Seed & Fertilizer Box Capacity (Kg)	70			
Seed Drilling Depth (MM)	20 - 100 (Adjustable)			
Seed to Seed Spacing (MM)	25 - 250 (Adjustable)			
Row to Row Spacing (MM)	25 - 100 (Adjustable)			
Working Width (MM)	2150			
Weight (Kg)	410	430	450	470
Tractor Power (HP)	35+			
Accessories	Cumin Hopper, Cumin Spreader, Bumper, Spring Leveller			





Garlic Shafting



Bumper Sliding Plate



Shovel S.S Nuts and Bolt



Rotavator Type Samar


TECHNICAL SPECIFICATION

Model	BASCFD 05	BASCFD 07	BASCFD 09	BASCFD 11	BASCFD 13
Frame (MM)	60 x 60 Tubular Frame				
Seed Box	Stainless Steel / MS Galvanize				
Seed & Fertilizer Box Capacity (Kg)	40				
Seed Drilling Depth (MM)	20 - 100 (Adjustable)				
Seed to Seed Spacing (MM)	25 - 250 (Adjustable)				
Row to Row Spacing (MM)	100 - 250 (Adjustable)				
Working Width (MM)	2150				
Weight (Kg)	300	320	340	360	380
Tractor Power (HP)	35+				
Accessories	Cumin Hopper, Cumin Spreader, Bumper, Spring Leveller				





Adjustable Gear Drive



SS Seed Hopper



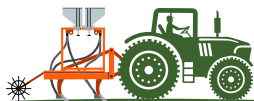
Scale For Easy Adjustment



Anti-Skid and Anti-SlipGround Wheel

TECHNICAL SPECIFICATION

Model	PLANTER BA1-09
frame (mm)	60 x 60 tubular frame
seed & fertilizer box	Stainless steel
seed box capacity (kg)	70
fertilizer box capacity (kg)	70
seed drill depth (mm)	20 - 100 (adjustable)
seed to seed spacing (mm)	as per rotor chart
row to row spacing (mm)	adjustable (8"-16")
working width (mm)	2300
weight (kg)	360
tractor power (hp)	35+
accessories	Samar, Redger, Side marker





Spring type heavy ground wheel



Ridger for raised beds ensuring easy water drainage and improved moisture conservation.



Two-in-one efficiency: A combined Planter and Seed Drill for seamless sowing versatility.



Adjustable gear drive for effortless seed-to-seed distance control.

TECHNICAL SPECIFICATION

Model	RAISED BED PLANTER
Frame (mm)	60X60X5 and 50X50X5
Length	2620
Width	3150
Height	1390
Seed box capacity (Kg)	35 to 40
No of Openers	Upto 19
No of Pipe	4 and 5
Ridger woor	2
king width	2165X515
Accessories	bumper, Spring Leveller
Weight (kg)	500





Rotor Shaft Bush



S.S Hopper

Cultivator
ExtensionGround Wheel
with Bush Bearing

TECHNICAL SPECIFICATION

Model	BAMSCFD 05	BAMSCFD 07	BAMSCFD 09
Frame (MM)	50 x 50 Tubular Frame		
Seed Box	Stainless Steel		
Seed & Fertilizer Box Capacity (Kg)	25		
Seed Drilling Depth (MM)	20 - 100 (Adjustable)		
Seed to Seed Spacing (MM)	25 - 250 (Adjustable)		
Row to Row Spacing (MM)	250 - 450 (Adjustable)		
Working Width (MM)	2050		
Weight (Kg)	150	170	190
Tractor Power (HP)	15+		
Accessories	Bumper, Spring Leveller, Seed Covering Blade		





1+1 Seed Box GI Partition



Rotor S.S Square Shaft



S.S Stud



Counter Set with S.S Bearing

TECHNICAL SPECIFICATION

Model	BASCFD 05 - 1+1	BASCFD 07 - 1+1	BASCFD 09 - 1+1	BASCFD 11 - 1+1
Frame (MM)	60 x 60 x 5 / 72 x 72 Tubular Frame			
Seed Box	Stainless Steel / MS Galvanize			
Seed & Fertilizer Box Capacity (Kg)	70			
Seed Drilling Depth (MM)	20 - 100 (Adjustable)			
Seed to Seed Spacing (MM)	25 - 250 (Adjustable)			
Row to Row Spacing (MM)	250 - 450 (Adjustable)			
Working Width (MM)	2150			
Weight (Kg)	300	320	340	360
Tractor Power (HP)	35+			
Accessories	Bumper, Spring Leveller, Seed Covering Blade			





Zero Till Teeth



Feed Leveller



S.S Stude



S.S Hopper
Leveling Pipe

TECHNICAL SPECIFICATION

Model	BASCFD 09ZT	BASCFD 11ZT	BASCFD 13ZT
Frame (MM)	60 x 60 Tubular Frame		
Seed Box	Stainless Steel / MS Galvanize		
Seed & Fertilizer Box Capacity (Kg)	70		
Seed Drilling Depth (MM)	20 - 100 (Adjustable)		
Seed to Seed Spacing (MM)	25 - 250 (Adjustable)		
Row to Row Spacing (MM)	100 - 250 (Adjustable)		
Working Width (MM)	2250		
Weight (Kg)	310	320	360
Tractor Power (HP)	35+		
Accessories	Seed Covering Blade, Depth Control Wheel		






Garlic Shafting



Garlic Special Tyne



Lower Hopper



S.S Hopper

TECHNICAL SPECIFICATION

Model	BASCFD 15	BASCFD 17	BASCFD 19	BASCFD 21
Frame (MM)	60 x 60 Tubular Frame			
Seed Box	MS Galvanize			
Seed & Fertilizer Box Capacity (Kg)	90 & 70			
Seed Drilling Depth (MM)	20 - 100 (Adjustable)			
Seed to Seed Spacing (MM)	25 - 250 (Adjustable)			
Row to Row Spacing (MM)	100 - 450 (Adjustable)			
Working Width (MM)	2250			
Weight (Kg)	430		460	
Tractor Power (HP)	35 +			
Accessories	Spring Leveller			





Block Bearing



Bed Former Adjustment



Mulching Film Guide Roller



Fertilizer Box

TECHNICAL SPECIFICATION

Model	BAMPLM 01
Dimension (L x W x H) (MM)	1725 X 1800 X 2030
Height of Bed (MM)	200
Hole Punching (MM)	100 - 1220 (Adjustable)
Mounted CAT	CAT II
Lays	2.5 Feet to 4.5 Feet Plastic Mulch
Weight (Kg)	350
Tractor Power (HP)	35+
Accessories	Drip Pipe Laying





Heavy Duty Gear Box



Heavy Duty Blade



Fertilizer Hopper and
Feed Leveller



Leveller Wheel

TECHNICAL SPECIFICATION

Model	BASCSF 08
Dimension (L x W x H) MM	1400 × 1050 × 1400
Fertilizer Box Capacity (Kg)	50
No of Pipes	06 with partition (3+3)
No of Blades	8
Working Width (MM)	720
Input RPM	540
Blade RPM	347
Weight (Kg)	275
Tractor Power (HP)	35+





Display



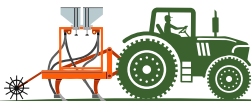
Load Cell




PMS Card - 63

TECHNICAL SPECIFICATION

Model	400 X 400 MM (18" X 18")	500 X 500 MM (20" X 20")	600 X 600 MM (22" X 22")
FRAME	MS SQUARE PIPE STRUCTURE		
PLATFOAM	SS PLATFOAM		
USES	KGS & LITTER		
ELECTRIC PARTS	AS PER ISI		
LOAD CELL	AS PER ISI		
PMS CARD	63		
BATTRY	AS PER ISI		





Heavy Blade



Lifting Teeth



V-Belt



Heavy Duty Chain

TECHNICAL SPECIFICATION

Model	BAGD 60
Main Frame (MM)	100 x 100 TUBULAR FRAME
Overall Dimension (LxWxH) (MM)	2600 x 2150 x 1700
Blade Type	Flate Plate
Power Transmission	PTO Shaft - 540 RPM
Mounted CAT	CAT II
Working Width (MM)	1500
Digging Capacity (ACRE/HR)	1.5 - 2
Weight (KG)	600 Kg Approx.
Tractor Power (HP)	45 +





**Easy Greasing
Mechanism**



Heavy Structure



Flow Controller



S.S Grill



1.5 Ton Capacity



**Easy Greasing
Mechanism**

TECHNICAL SPECIFICATION

Model	BAGD
Dimension (L x W x H) (MM)	2145 x 1350 x 1950
No. Of Blower	2
Input RPM	540
Output Capacity	1500 Kg/h
Mounted CAT	CAT II
Weight (Kg)	460
Tractor Power (HP)	35 +





TECHNICAL SPECIFICATION

Model	FB
Length	1200
Width	1025
Height	1195
Tractor Power(hp)	35
Three Point Linkage	Cat 2
Gear Ratios	1:1
Input Speed	540
Weight	125 Kg
Hopper Capacity	400Ltr
Agitator System	Vertical



ALWAYS USE GENUINE SPARE PARTS



Shovels



Rotary Tiller Blades



S.S Nuts & Bolts



Bearing



P.T.O Shafts



Hubs

High
Performance
Safety
&
Long Lasting Life



Gears



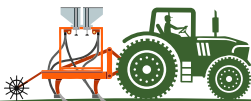
S.S Hopper



Nylon Spare Part



Mild Steel Tyne



Exhibition



25 Years of Growth, Rooted in Vision



Dealer Meet



Vision Launch



25 Year of excellence

1 Team

**Over 747000 satisfied farmers
& Counting...**



#thinkfarming
#thinkbhoomiagro

Scan to Visit Website



Ph. 02827 - 287674 / 47
info@bhoomiagro.in
+91 8000007087
www.bhoomiagroindustries.com

Address

Plot No. G-1077, Road No. A-1, Kishan Gate, Lodhika G.I.D.C.
Metoda, Rajkot - 360021 (Gujarat)

